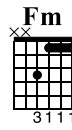
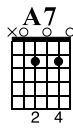
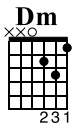


Lesson 5

Notes on the A String



1)

Musical notation for exercise 1: Treble clef, 4/4 time signature. Notes: 0, 2, 3, 2, 0.

TAB: 0 2 3 2 0

2)

Musical notation for exercise 2: Treble clef, 4/4 time signature. Notes: 0, 0, 2, 2, 3, 3, 2, 2, 0, 0.

TAB: 0 0 2 2 3 3 2 2 0 0

3)

Musical notation for exercise 3: Treble clef, 4/4 time signature. Notes: 0, 0, 0, 0, 2, 2, 2, 2, 3, 3, 3, 3, 2, 2, 2, 2, 0, 0, 0.

TAB: 0 0 0 0 2 2 2 2 3 3 3 3 2 2 2 2 0 0 0

4) C Major Scale

Musical notation for exercise 4 (first line): Treble clef, 4/4 time signature. Notes: 3, 0, 2, 3, 0, 2, 0, 1, 1, 0.

TAB: 3 0 2 3 0 2 0 1 1 0

Musical notation for exercise 4 (second line): Treble clef, 4/4 time signature. Notes: 2, 0, 3, 2, 0, 3, 2, 3.

TAB: 2 0 3 2 0 3 2 3

6) A Minor Scale

0 2 3 0 2 3 0 2

* Pay attention to left hand fingering

0 1 3 0 1 3 5 3

1 0 3 1 0 2 0 3

2 0 3 2 0

7) A Minor (Quarter Notes)

0 2 3 0 2 3 0 2 0 1 3 0 1 3 5 3

1 0 3 1 0 2 0 3 2 0 3 2 0

8) Greensleeves

Dm **C** **Dm**

T					
A	0	3-0	2-3-2	0-2	3-0-2
B					

A **Dm** **C**

T					
A	0-4-0	2-4	0-0	3-0	2-3-2
B					0-2

Dm **A** **Dm**

T					
A	3-0-2	3-2-0	4-2-4	0-0	0
B					

F **C** **Dm**

T	1	1-0	2	0-2	3-0-2
A					3-0
B					0-4-0

A7 **F** **C**

T			1	1-0	2
A	2	4	0		
B					0-2

Dm **A7** **Dm**

T					
A	3-0-2	3-2-0	4-2-4	0	0
B					

Chords for this Lesson:

Dm **A7** **Fm**

8)

9) **C** **Am** **F** **G** **C** **G** **F** **Fm** **C**

10) **D** **G** **A** **A7** **D**

11) **Am** **Dm** **E** **Am**

12) **C** **F** **Dm** **G** **G7** **C**

Technique Builder #6

T
A
B
1 — 4 — 2 — 3

T
A
B
1 — 4 — 2 — 3

T
A
B
1 — 4 — 2 — 3